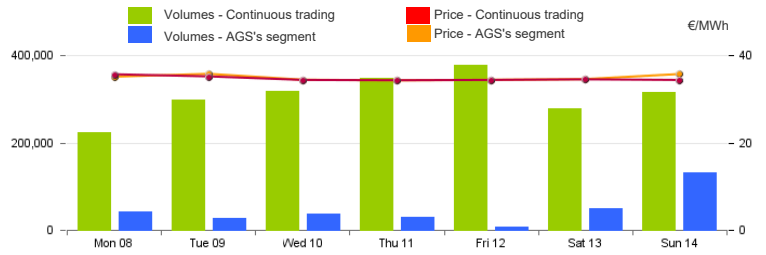


Spot Gas Market (MP-GAS)

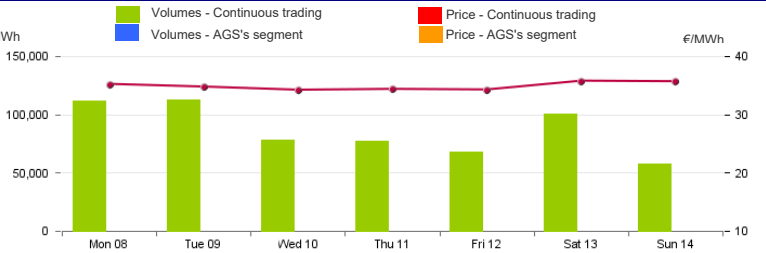
Day-Ahead Gas Market (MGP-GAS)

	Price. €/MWh				Volumes. MWh			
	Average	Var	Min	Max	Total	Var	Daily Products	WE Product
Continuous trading	34.55	-1.7%	32.30	36.25	2,158,344	+37.1%	1,688,808	469,536
	Price. €/MWh				Volumes. MWh			
	Average	Var	Min	Max	Total	Var	Purchases SRG	Sales SRG
AGS's segment	34.83	-1.0%	34.20	35.70	327,984	+131.0%	188,544	139,440



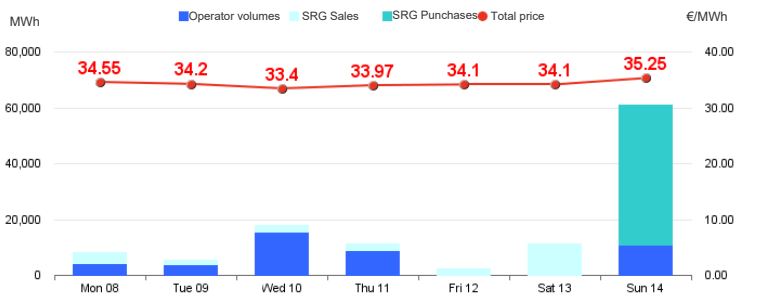
Intra-Day Gas Market (MI-GAS)

	Price. €/MWh				Volumes. MWh			
	Average	Var	Min	Max	Total	Var	Purchases SRG	Sales SRG
Continuous trading	34.90	-0.5%	33.90	37.00	608,160	+45.6%	-	-
	Price. €/MWh				Volumes. MWh			
	Average	Var	Min	Max	Total	Var	Purchases SRG	Sales SRG
AGS's segment	-	-	-	-	-	-	-	-



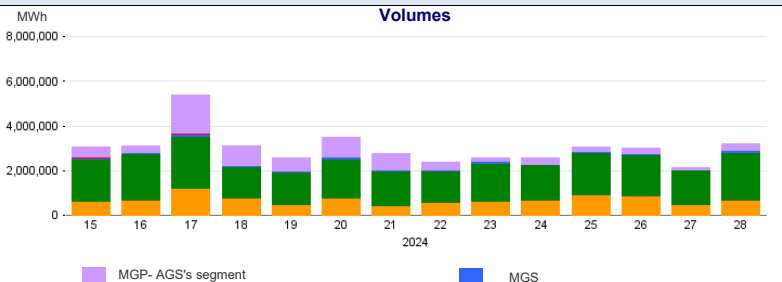
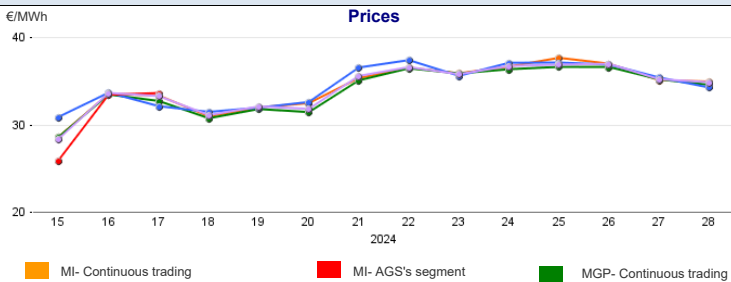
Market for the trading of gas stored (MGS-GAS)

Week	Storage	28	27
Price. (1) €/MWh	Stogit	34.22	35.37
	Edison Stoccaggio	-	-
	Total	34.22	35.37
Volumes. MWh	Stogit	117,636	18,144
	Edison Stoccaggio	-	-
	Total	117,636	18,144
SRG Activity. MWh	Purchases	50,609	1,701
	Balancing (2)	50,609	1,701
	Other purposes (3)	-	-
	Sales	25,582	8,339
	Balancing (2)	25,582	8,339
Other purposes (3)	-	-	



1) The Total price is calculated as a weighted average price for the total volumes exchanged in each storage system.
2) To securely manage any expected deviations between overall network injections and withdrawals pursuant to Art. 2.5 of Annex A, AEEGSI's Resolution 312/2016/R/gas
3) Stored gas trades by Snam Rete Gas (SRG) not included in "Balancing"

Weekly evolution



Forward Gas Market (MT-GAS)

Products	Market				OTC		Total		Open interest*		
	Minimum Price	Maximum Price	Check Price*		Registrations	Volumes	Volumes				
	€/MWh	€/MWh	€/MWh	change %	N.	MWh/d	MWh/d	change %	MWh/d	MWh	
BoM-2024-07	-	-	36.64	1.8%	-	-	-	-	-	-	-
M-2024-08	-	-	31.99	-16.4%	-	-	-	-	-	-	-
M-2024-09	-	-	36.29	0.0%	-	-	-	-	-	-	-
M-2024-10	-	-	37.84	0.0%	-	-	-	-	-	-	-
Q-2024-04	-	-	41.19	0.0%	-	-	-	-	-	-	-
Q-2025-01	-	-	43.68	0.0%	-	-	-	-	-	-	-
Q-2025-02	-	-	36.22	0.0%	-	-	-	-	-	-	-
Q-2025-03	-	-	37.45	0.0%	-	-	-	-	-	-	-
WS-2024/2025	-	-	43.42	0.0%	-	-	-	-	-	-	-
SS-2025	-	-	37.75	0.0%	-	-	-	-	-	-	-
CY-2025	-	-	38.59	0.0%	-	-	-	-	-	-	-
Total										0	0

*Referred to the last session of the week